

3. Safety Distances

Within a radius of 100 cm in front of and 40 cm around the stove, flammable, combustible, or heat-sensitive materials (e.g. furniture, wood or plastic panelling, curtains, etc.) are not allowed to be located in the heat radiating area of the fire box window (fig. 1).

With regard to flammable materials beyond the heat radiating area, a safety distance of 20 cm at the sides of the stove and 20 cm behind the stove has to be adhered to (fig. 1).



WARNING!

Flammable flooring materials (e.g., wood, laminate, carpeting,) must be protected with a floorplate made of non-combustible material (e.g., tiles, safety glass, slate, or sheet steel).

The size of the floorplate must be larger than the base of the stove by at least 50 cm in front and at least 37 cm at the sides of the stove.

Depiction of safe distances without rotary function. Should a base plate be necessary, the range of rotation of the chimney stove must be adapted. (fig. 2)

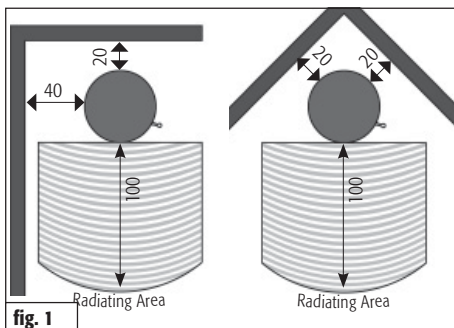


fig. 1

Dimensions in cm

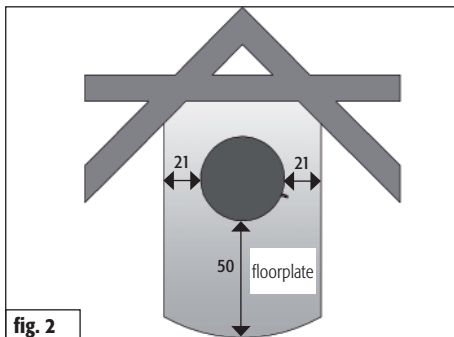


fig. 2

Dimensions in cm

4. Fuel Load Sizes and Thermal Output

The thermal output depends on the amount of fuel you put in the stove. When adding more fuel, please do not exceed the maximum fuel load size of 1,7 kg. Exceeding the maximum fuel load size leads to a danger of overheating, which can result in damage to the stove and the risk of a stove fire.



NOTE!

To attain a thermal output of approx. 6 kW, burn wood logs that weigh 1,5 kg and are no longer than 25 cm in length for about 45 min. (with brown coal briquettes 3 briquettes with a total of approx. 1,5 kg at approx. 60 min.).

The Lima is intended for intermittent operation, please only apply one fuel layer at a time.

12. Technical Data

The **Lima B.11**, certified in compliance with **DIN-EN 13240 : 2005-10/1 : 2008-06** and **Art. 15 a B-VG (Austria)**, can only be operated when the fire box is closed; more than one device can be connected to the chimney.

VKF-No.: requested; **Inspection Report No. (A):** requested

The following data applies to the chimney characteristics in accordance with EN 13384-1 / 2:

Combustion Values	Wood	Briquette	
Nominal Thermal Output	6	6	kW
Waste Gas Mass Flow Rate	5,5	5,5	g/s
Waste Gas Outlet Temp.	320	320	°C
Min. Supply Pressure at Nominal Thermal Output	12	12	Pa
CO content at 13% O ₂	1104	882	mg/m ³
Efficiency	80	79	%
Particulate	13	26	mg/m ³

Depending on the insulation of the building, the nominal thermal output of **6 kW** indicated on **20 - 80 m²** (subject to change)

Dimensions:	Height	Width	Depth
Stove	121 cm	48 cm	48 cm
Fire box	43 cm	28 cm	30 cm

Weight (ceramic / soapstone): 178/214 kg

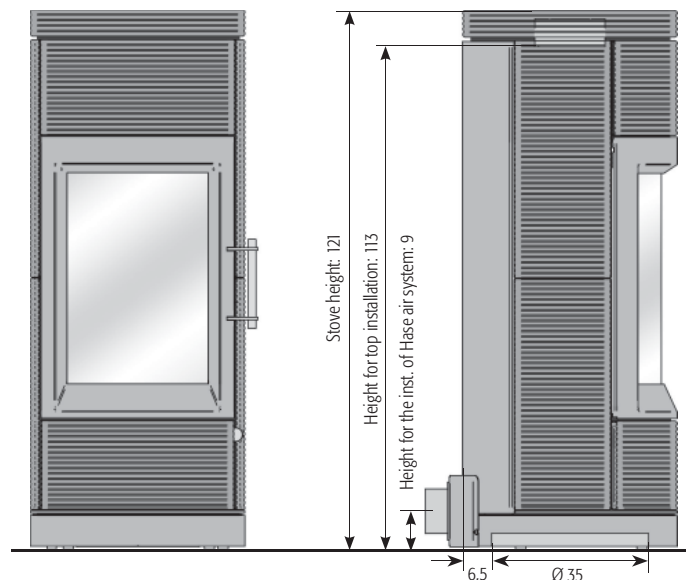
Flue pipe diameter: 15 cm

Pipe diameter of Hase ventilation system* 10 cm

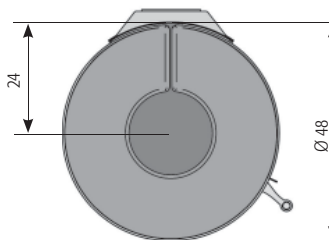
* For separate air supply in low-energy houses and insufficient combustion air supply in the room where the stove is installed

Front view

Side view



Top view



Stove's angle of rotation:
180° · Can be stopped in place and locked right/left
in 15° gradients. Observe safety distances to
combustible or flammable materials!

Dimensions in cm